



SWE205E-3H



◆ High adaptability of oil products

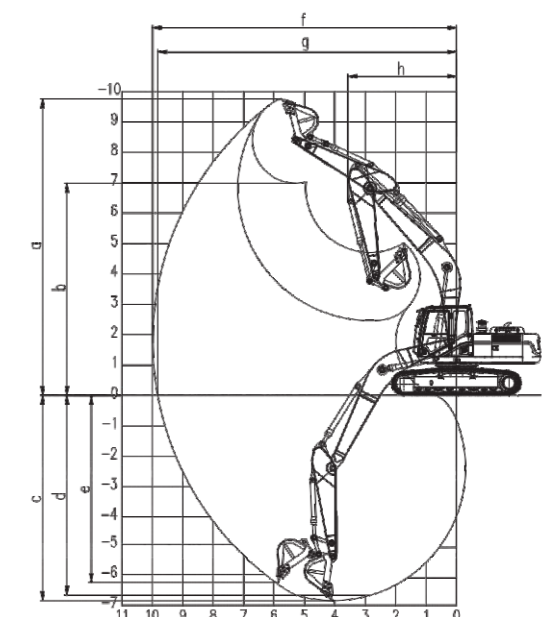
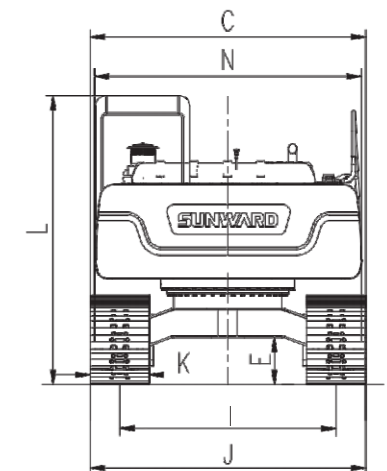
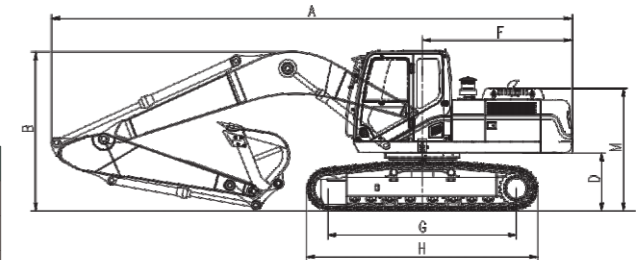
The high-power engine of China's well-known brand verified by the market for 15 years is adopted, with large power reserve and strong power. Due to its unique structure, the use of various grades of oil products will not affect the efficiency and equipment life.

◆ Ultra low maintenance cost

China III equipment with China II maintenance cost-single pump mechanical injector.

◆ High cost-performance ratio

It is a cost-effective machine developed based on the 30-ton upper carriage, with excellent performance, powerful appearance, and stable operation.



ENGINE		UNIT	SWE205E-3H
Working weight		kg	22100
Capacity of bucket		m ³	1
Engine	Brand		Jiefang Power
	Type		BF6M
	Rated output power	kW/rpm	125/2200
Dimension parameters	A Transportation length	mm	9570
	B Transportation height	mm	2970
	C Total width	mm	2990
	D Counterweight ground clearance	mm	1060
	E Min. ground clearance	mm	478
	F Tail slewing radius	mm	2750
	G Ground contact length of track	mm	3465
	H Track length	mm	4260
	I Track gauge	mm	2390
	J Track width	mm	2990
	K Creeper tread width	mm	600
	L Cab height	mm	2970
	M Hood height	mm	2250
	N Turntable width	mm	2710
Scope of work	a Maximum excavation height	mm	9750
	b Maximum dumping height	mm	6980
	c Maximum digging depth	mm	6750
	d Digging depth (2.44 mhorizontally)	mm	6560
	e Maximum vertical digging depth	mm	5900
	f Maximum digging distance	mm	9940
	g Maximum digging distance on ground	mm	9775
	h Minimum front slewing radius	mm	3560
Swing arm length		mm	5700
Bucket arm length		mm	2920
Bucket arm digging force		kN	110
Bucket digging force		kN	155
Speed (high/low)		km/h	5.0/3.2
Slewing speed		rpm	11.5
Fuel tank capacity		L	385
Hydraulic fuel tank capacity		L	290